

Brushless DC Gearmotor

86BLF PAG Series

BLDC Motor with Planetary Gear Box



General Specifications

Winding Type	Star
Hall Effect Angle	120° Electrical Angle
Insulation Class	B
Ambient Temperature Range	-20°C ~ +50°C
Insulation Resistance	100 MΩ Min. 500 VDC
Dielectric Strength	600 VAC 1 minute

Customized solutions on request.



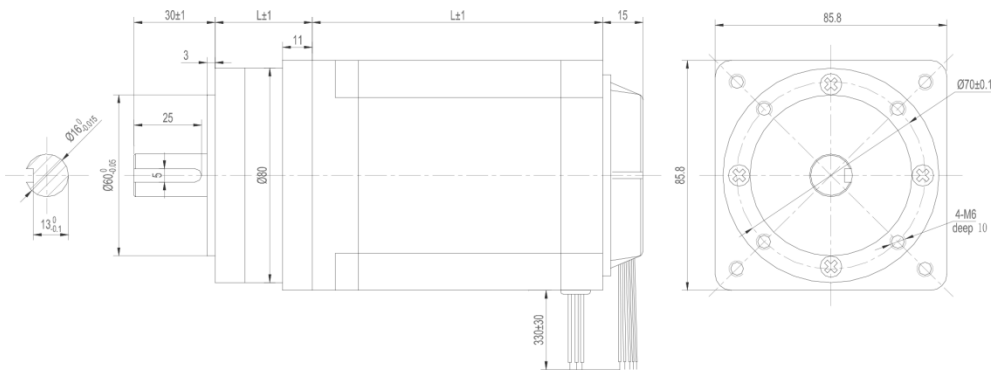
Electrical Specifications

Model	86BLF01 PAG	86BLF02 PAG	86BLF03 PAG	86BLF04 PAG	86BLF06 PAG	86BLF07 PAG
Number of Poles	8	8	8	8	8	8
Number of Phases	3	3	3	3	3	3
Rated Voltage VDC	48	48	48	48	48	48
Rated speed RPM	3000	3000	3000	3000	3000	3000
Rated Torque Nm	1.4	1.05	0.7	0.35	1.8	2.1
Rated Current A	14	9.6	6.6	3.9	18	22
Output Power W	440	330	220	110	550	660
Body Length L1 (mm)	94	81	67	57	109	124
Mass kg	2.75	2.2	1.75	1.1	3.2	4.8

Gear Box Data

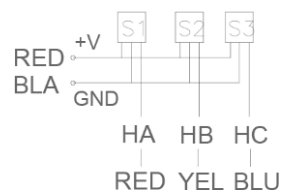
Reduction Ratio	5	6	20	36	80	216
Number of Gear Train	1	2	3	3	3	3
Gear Box Length L2 (mm)	55	73	91	91	91	91

Mechanical Dimensions



Connection diagram

Hall Sensor Cable

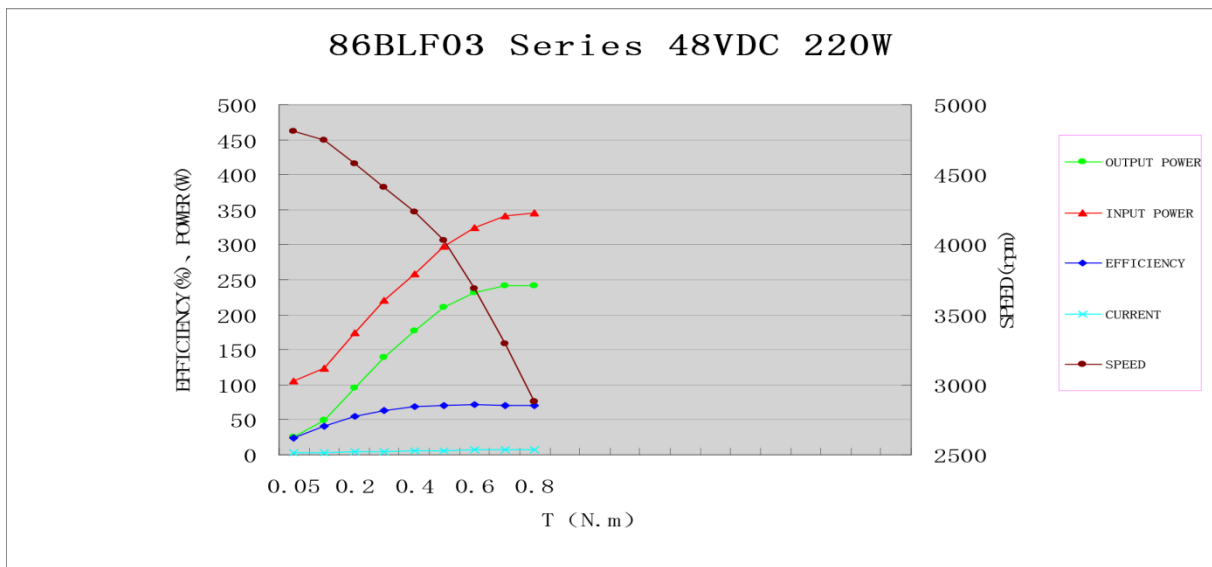
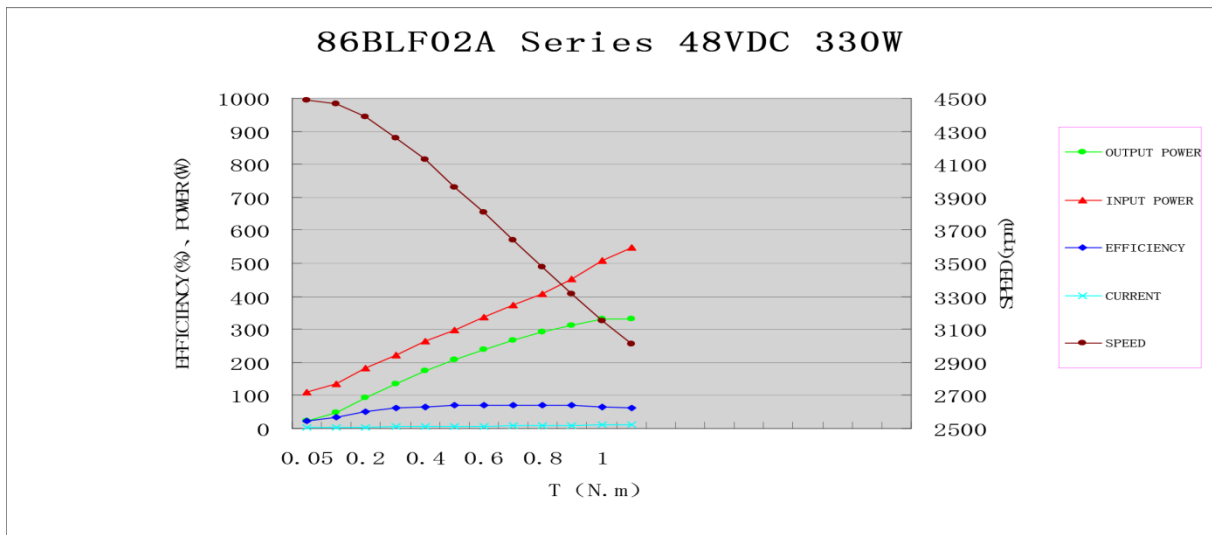
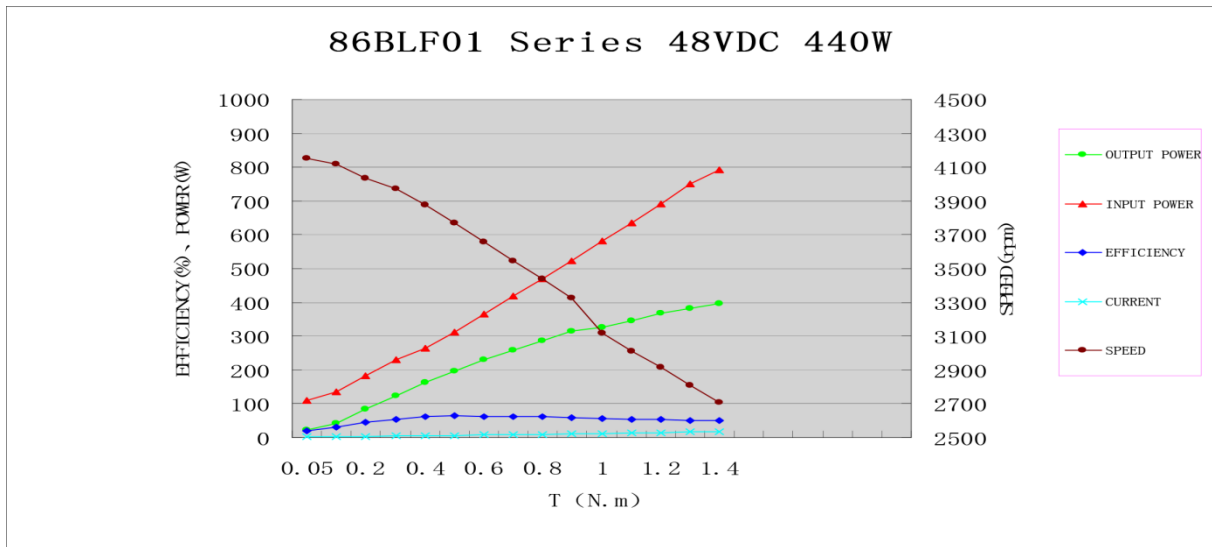


Wiring Cable



Note: Hall Sensor Power Supply voltage +5 to +20 VDC

Brushless DC Gearmotor



Brushless DC Gearmotor

