

Hybrid Stepper Motor

85BYGH Series

General Specifications

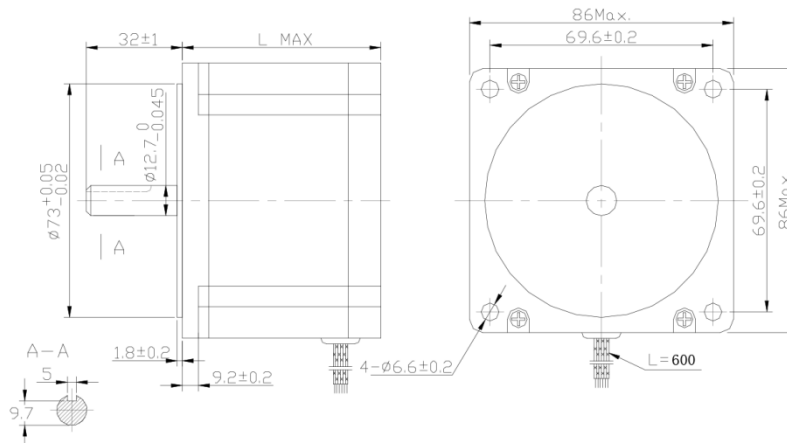
Step Accuracy	± 5%
Temperature Rise	80°C Max
Ambient Temperature Range	-20°C ~ +50°C
Insulation Resistance	100 MΩ Min. 500 VDC
Dielectric Strength	500 VAC 1 minute
Customized solutions on request.	



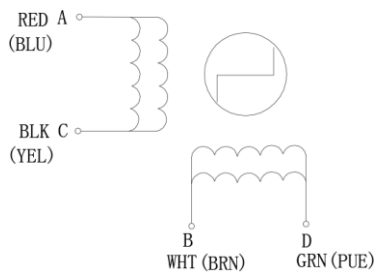
Electrical Specifications

Model	Step Angle	Motor Length	Rate Voltage	Rate Current	Phase Resistance	Phase Inductance	Holding Torque	Rotor Inertia	Lead Wire	Motor Weight
	°	L (mm)	V	A	Ω	mH	mNm	kgcm ²	NO.	kg
85BYGH450A-001	1.8	75	4.4	2	2.2	10	2100	1.4	8	1.7
85BYGH450A-002	1.8	75	3	3	1	4.4	2100	1.4	8	1.7
85BYGH450B-002	1.8	113	6.4	2	3.2	12	4100	2.7	8	2.8
85BYGH450B-004-01	1.8	113	2.48	3.5	0.53	6.5	6000	2.7	4	2.8
85BYGH450B-008	1.8	113	2.5	6	0.43	2.5	4100	2.7	8	2.8
85BYGH450C-001	1.8	151	7.8	2	3.9	20	6400	3.6	8	3.7
85BYGH450C-012	1.8	151	5.7	3	1.9	22	9300	3.6	4	3.7
85BYGH450D-002	1.8	94	3.2	4	0.8	3.5	4300	1.7	8	2.1
85BYGH450D-007	1.8	94	6.4	2	3.2	15	4400	1.7	8	2.1

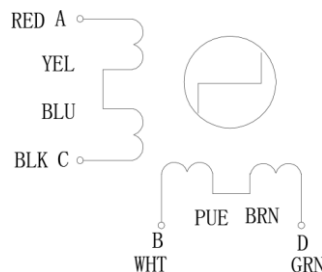
Mechanical Dimensions



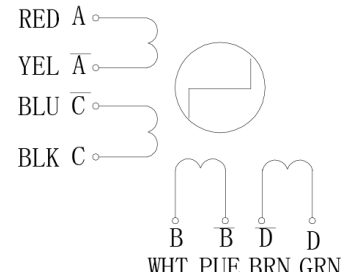
Wiring Diagram



4 Leads Parallel



4 Leads Series



8 Leads

Hybrid Stepper Motor

Pulse-Torque Characteristics

