

Hybrid Stepper Motor

86BYGH Series

General Specifications

Step Accuracy	± 5%
Temperature Rise	80°C Max
Ambient Temperature Range	-20°C ~ +50°C
Insulation Resistance	100 MΩ Min. 500 VDC
Dielectric Strength	500 VAC 1 minute

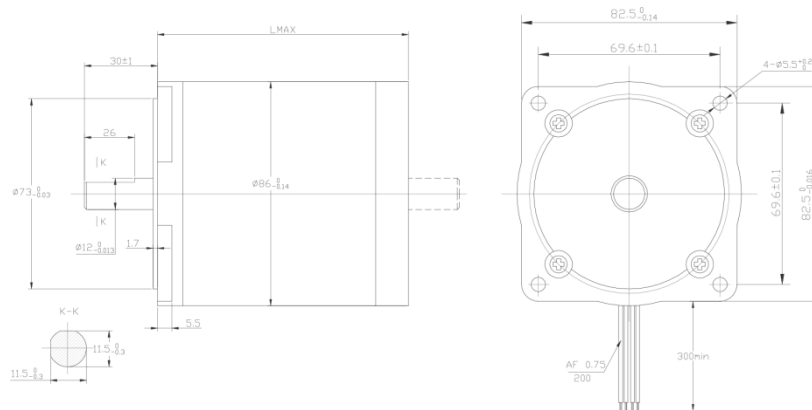
Customized solutions on request.



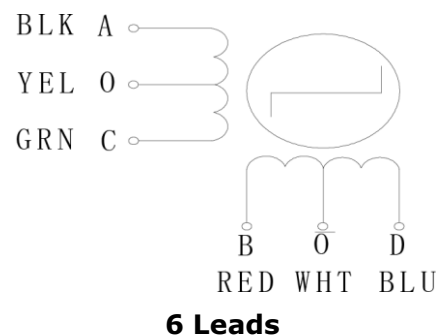
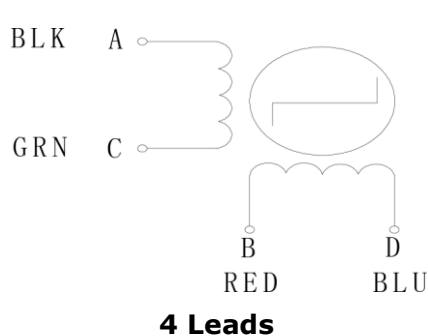
Electrical Specifications

Model	Step Angle	Motor Length	Rate Voltage	Rate Current	Phase Resistance	Phase Inductance	Holding Torque	Detent Torque	Rotor Inertia	Lead Wire	Motor Weight
	°	L (mm)	V	A	Ω	mH	mNm	mNm	kgcm ²	NO.	kg
86BYGH450A-001-xx	1.8	66	4	2	2	6	2300	83.4	0.66	6	1.6
86BYGH450B-001	1.8	97	6.27	1.65	3.8	24	5200	127.5	1.2	4	2.5
86BYGH450B-002-01	1.8	97	3.9	3	1.3	7.5	5100	127.5	1.2	4	2.5
86BYGH450B-003-04	1.8	97	3.2	4	0.8	5.2	5400	127.5	1.2	4	2.5
86BYGH450C-001-xx	1.8	129	6	4	1.5	6	7600	225.6	1.8	6	3.6

Mechanical Dimensions

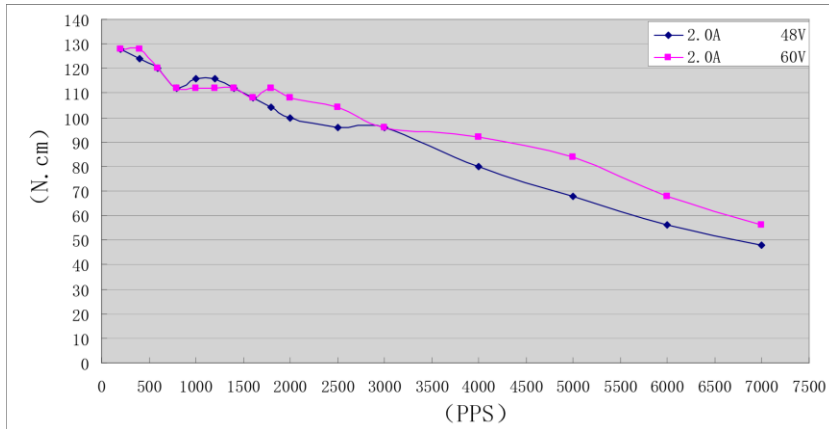


Wiring Diagram

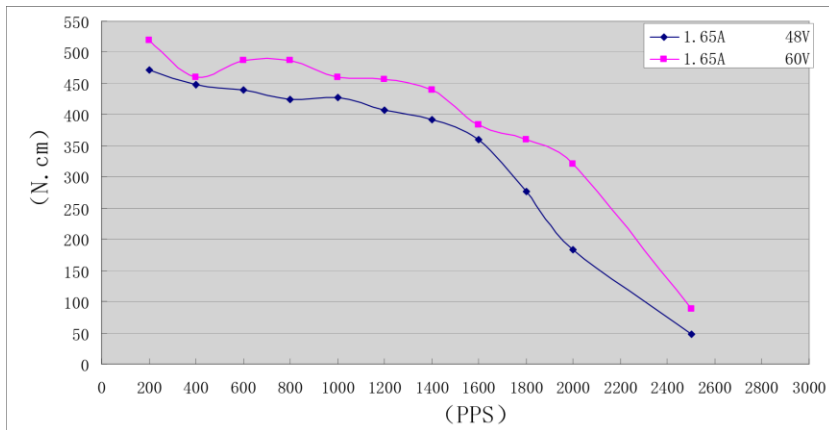


Hybrid Stepper Motor

Pulse-Torque Characteristics



Motor model: 86BYGH450A-001
Driver model: SD-2H086MB
Drive mode: 4



Motor model: 86BYGH450B-001
Driver model: SD-2H086MB
Drive mode: 4